

# **MCKENZIE SCHOOL'S**



## **RECOMMENDED SUMMER LEARNING ACTIVITIES**

### **STUDENTS ENTERING 2<sup>ND</sup> GRADE**



**McKenzie School**

**Carlton Avenue**

**East Rutherford, New Jersey 07073**

**Phone: 201-531-1235**

**Fax: 201-531-1491**

June 2024

Dear Parents and Guardians,

McKenzie School knows that learning never stops—even during summer vacation. This learning packet will help enhance your child's skills and reading abilities. To support your efforts to find quality books for your children to READ this summer, you will find links to some award-winning collections of nonfiction books and magazines on our McKenzie School website in addition to some suggested summer learning activities that are within their grade level learning packet.

Please encourage your child to read every day and to use the reading verification form to log the reading they have done this summer. This form should be handed in to their teacher on the first day of school.

I wish you a fun and safe summer!

Respectfully,

Brian Barrow




**Summer Math and Reading Packet**  
**Students Entering Into 2<sup>nd</sup> Grade**

The incoming second graders have spent a lot of time working on building their math and reading skills in first grade. Mastery of all these skills are extremely important in order to continue to develop a strong academic foundation. Additional reinforcement of these subjects over the summer will be very beneficial for your child and prepare them for the upcoming school year.

Please have your child work on the enclosed packet. You will find a reading section with possible book titles and graphic organizers to be completed with fiction and nonfiction text. Students should read a total of **four** books over the summer. The packet also includes a math section with reinforcement sheets on time, money, addition, subtraction, and word problem. Return this completed packet in September to your second grade teacher.

Enjoy your summer!



**Math**

# **Addition & Subtraction**



Name \_\_\_\_\_

Doubles facts,  
Addition facts to 18

## Double It

Add.

A. 
$$\begin{array}{r} 4 \\ +4 \\ \hline 8 \end{array}$$

$$\begin{array}{r} 7 \\ +7 \\ \hline \end{array}$$

$$\begin{array}{r} 1 \\ +1 \\ \hline \end{array}$$

$$\begin{array}{r} 3 \\ +3 \\ \hline \end{array}$$

$$\begin{array}{r} 2 \\ +2 \\ \hline \end{array}$$

B. 
$$\begin{array}{r} 0 \\ +0 \\ \hline \end{array}$$

$$\begin{array}{r} 5 \\ +5 \\ \hline \end{array}$$

$$\begin{array}{r} 6 \\ +6 \\ \hline \end{array}$$

$$\begin{array}{r} 9 \\ +9 \\ \hline \end{array}$$

$$\begin{array}{r} 8 \\ +8 \\ \hline \end{array}$$



C.  $4 + 4 = \underline{\quad}$        $3 + 3 = \underline{\quad}$        $7 + 7 = \underline{\quad}$

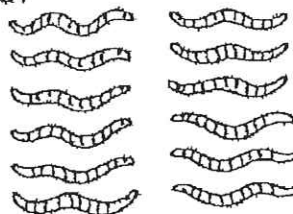
D.  $5 + 5 = \underline{\quad}$        $1 + 1 = \underline{\quad}$        $8 + 8 = \underline{\quad}$

E.  $9 + 9 = \underline{\quad}$        $2 + 2 = \underline{\quad}$        $6 + 6 = \underline{\quad}$

Write a doubles fact for each picture.



$\underline{\quad} + \underline{\quad} = \underline{\quad}$



$\underline{\quad} + \underline{\quad} = \underline{\quad}$

Name \_\_\_\_\_

Doubles facts,  
Addition facts to 18


## Twice as Nice

Add.

A.  $\begin{array}{r} 4 \\ +4 \\ \hline 8 \end{array}$        $\begin{array}{r} 5 \\ +5 \\ \hline \end{array}$        $\begin{array}{r} 6 \\ +6 \\ \hline \end{array}$        $\begin{array}{r} 7 \\ +7 \\ \hline \end{array}$        $\begin{array}{r} 5 \\ +5 \\ \hline \end{array}$

B.  $\begin{array}{r} 8 \\ +8 \\ \hline \end{array}$        $\begin{array}{r} 9 \\ +9 \\ \hline \end{array}$        $\begin{array}{r} 3 \\ +3 \\ \hline \end{array}$        $\begin{array}{r} 4 \\ +4 \\ \hline \end{array}$        $\begin{array}{r} 5 \\ +5 \\ \hline \end{array}$

C.  $\begin{array}{r} 9 \\ +9 \\ \hline \end{array}$        $\begin{array}{r} 0 \\ +0 \\ \hline \end{array}$        $\begin{array}{r} 2 \\ +2 \\ \hline \end{array}$        $\begin{array}{r} 1 \\ +1 \\ \hline \end{array}$        $\begin{array}{r} 7 \\ +7 \\ \hline \end{array}$



Use a doubles fact to solve each riddle.

D. My double is 12.  
Who am I?

\_\_\_\_\_

E. My double is 10.  
Who am I?

\_\_\_\_\_

F. My double is 16.  
Who am I?

\_\_\_\_\_

G. My double is 14.  
Who am I?

\_\_\_\_\_

Name \_\_\_\_\_

GETTING READY

4

## Counting On

Count on to find the sum.

1.

$$8 + 1 = \underline{9}$$

$$5 + 2 = \underline{\quad}$$

$$3 + 3 = \underline{\quad}$$

2.

$$4 + 1 = \underline{\quad}$$

$$6 + 2 = \underline{\quad}$$

$$7 + 3 = \underline{\quad}$$

3.

$$\begin{array}{r} 3 \\ + 1 \\ \hline \end{array}$$

$$\begin{array}{r} 8 \\ + 2 \\ \hline \end{array}$$

$$\begin{array}{r} 7 \\ + 2 \\ \hline \end{array}$$

$$\begin{array}{r} 7 \\ + 3 \\ \hline \end{array}$$

$$\begin{array}{r} 5 \\ + 1 \\ \hline \end{array}$$

$$\begin{array}{r} 6 \\ + 1 \\ \hline \end{array}$$

4.

$$\begin{array}{r} 4 \\ + 3 \\ \hline \end{array}$$

$$\begin{array}{r} 2 \\ + 1 \\ \hline \end{array}$$

$$\begin{array}{r} 9 \\ + 1 \\ \hline \end{array}$$

$$\begin{array}{r} 6 \\ + 3 \\ \hline \end{array}$$

$$\begin{array}{r} 4 \\ + 2 \\ \hline \end{array}$$

$$\begin{array}{r} 5 \\ + 3 \\ \hline \end{array}$$

5.

$$\begin{array}{r} 3 \\ + 2 \\ \hline \end{array}$$

$$\begin{array}{r} 8 \\ + 1 \\ \hline \end{array}$$

$$\begin{array}{r} 5 \\ + 2 \\ \hline \end{array}$$

$$\begin{array}{r} 6 \\ + 2 \\ \hline \end{array}$$

$$\begin{array}{r} 4 \\ + 1 \\ \hline \end{array}$$

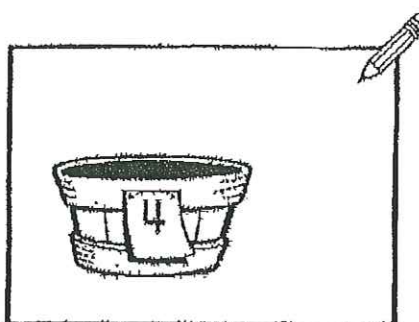
$$\begin{array}{r} 7 \\ + 1 \\ \hline \end{array}$$

## Problem Solving

Draw 2 eggs. Count on to find the sum.

6. A hen laid 4 eggs. The next day it laid 2 more. How many eggs did the hen lay in all?

\_\_\_\_\_ eggs




Name \_\_\_\_\_ Fact families

## All in the Family

Complete each fact family. Add or subtract.

A.




$$1 + 5 = \underline{6}$$

$$5 + 1 = \underline{6}$$

$$6 - 1 = \underline{5}$$

$$6 - 5 = \underline{1}$$




$$2 + 7 = \underline{\quad}$$

$$7 + 2 = \underline{\quad}$$

$$9 - 2 = \underline{\quad}$$

$$9 - 7 = \underline{\quad}$$




$$3 + 5 = \underline{\quad}$$

$$5 + 3 = \underline{\quad}$$

$$8 - 3 = \underline{\quad}$$

$$8 - 5 = \underline{\quad}$$

B.




$$3 + 4 = \underline{\quad}$$

$$4 + 3 = \underline{\quad}$$

$$7 - 3 = \underline{\quad}$$

$$7 - 4 = \underline{\quad}$$




$$2 + 4 = \underline{\quad}$$

$$4 + 2 = \underline{\quad}$$

$$6 - 2 = \underline{\quad}$$

$$6 - 4 = \underline{\quad}$$




$$4 + 6 = \underline{\quad}$$

$$6 + 4 = \underline{\quad}$$

$$10 - 4 = \underline{\quad}$$

$$10 - 6 = \underline{\quad}$$

C.




$$3 + 7 = \underline{\quad}$$

$$7 + 3 = \underline{\quad}$$

$$10 - 3 = \underline{\quad}$$

$$10 - 7 = \underline{\quad}$$



$$1 + 7 = \underline{\quad}$$

$$7 + 1 = \underline{\quad}$$

$$8 - 1 = \underline{\quad}$$

$$8 - 7 = \underline{\quad}$$



$$4 + 5 = \underline{\quad}$$

$$5 + 4 = \underline{\quad}$$

$$9 - 4 = \underline{\quad}$$

$$9 - 5 = \underline{\quad}$$

Name \_\_\_\_\_ Subtraction facts to 18

## Make the Goal

Subtract.

A.  $12 - 5 = \underline{7}$        $12 - 3 = \underline{\quad}$        $11 - 7 = \underline{\quad}$

B.  $11 - 8 = \underline{\quad}$        $14 - 7 = \underline{\quad}$        $12 - 8 = \underline{\quad}$

C.  $11 - 5 = \underline{\quad}$        $13 - 7 = \underline{\quad}$        $16 - 9 = \underline{\quad}$

D.  $\begin{array}{r} 11 \\ - 3 \\ \hline \end{array}$        $\begin{array}{r} 12 \\ - 9 \\ \hline \end{array}$        $\begin{array}{r} 14 \\ - 9 \\ \hline \end{array}$        $\begin{array}{r} 14 \\ - 5 \\ \hline \end{array}$        $\begin{array}{r} 11 \\ - 9 \\ \hline \end{array}$        $\begin{array}{r} 17 \\ - 7 \\ \hline \end{array}$        $\begin{array}{r} 10 \\ - 4 \\ \hline \end{array}$

E.  $\begin{array}{r} 15 \\ - 9 \\ \hline \end{array}$        $\begin{array}{r} 13 \\ - 5 \\ \hline \end{array}$        $\begin{array}{r} 12 \\ - 4 \\ \hline \end{array}$        $\begin{array}{r} 14 \\ - 8 \\ \hline \end{array}$        $\begin{array}{r} 16 \\ - 7 \\ \hline \end{array}$        $\begin{array}{r} 12 \\ - 6 \\ \hline \end{array}$        $\begin{array}{r} 14 \\ - 4 \\ \hline \end{array}$

F.  $\begin{array}{r} 13 \\ - 4 \\ \hline \end{array}$        $\begin{array}{r} 12 \\ - 7 \\ \hline \end{array}$        $\begin{array}{r} 17 \\ - 8 \\ \hline \end{array}$        $\begin{array}{r} 11 \\ - 2 \\ \hline \end{array}$        $\begin{array}{r} 13 \\ - 6 \\ \hline \end{array}$        $\begin{array}{r} 16 \\ - 6 \\ \hline \end{array}$        $\begin{array}{r} 10 \\ - 6 \\ \hline \end{array}$

G.  $\begin{array}{r} 18 \\ - 9 \\ \hline \end{array}$        $\begin{array}{r} 16 \\ - 8 \\ \hline \end{array}$        $\begin{array}{r} 15 \\ - 6 \\ \hline \end{array}$        $\begin{array}{r} 13 \\ - 8 \\ \hline \end{array}$

H.  $\begin{array}{r} 17 \\ - 9 \\ \hline \end{array}$        $\begin{array}{r} 15 \\ - 7 \\ \hline \end{array}$        $\begin{array}{r} 15 \\ - 8 \\ \hline \end{array}$        $\begin{array}{r} 13 \\ - 9 \\ \hline \end{array}$



Name \_\_\_\_\_

GETTING READY

9

## Counting Back

Count back to find the difference.

1.  $8 - 1 = 7$        $4 - 2 = \underline{\quad}$        $6 - 1 = \underline{\quad}$

2.  $5 - 2 = \underline{\quad}$        $9 - 3 = \underline{\quad}$        $10 - 2 = \underline{\quad}$

3.  $\begin{array}{r} 7 \\ - 3 \\ \hline \end{array}$        $\begin{array}{r} 5 \\ - 1 \\ \hline \end{array}$        $\begin{array}{r} 8 \\ - 3 \\ \hline \end{array}$        $\begin{array}{r} 4 \\ - 1 \\ \hline \end{array}$        $\begin{array}{r} 6 \\ - 4 \\ \hline \end{array}$

4.  $\begin{array}{r} 10 \\ - 4 \\ \hline \end{array}$        $\begin{array}{r} 9 \\ - 3 \\ \hline \end{array}$        $\begin{array}{r} 5 \\ - 4 \\ \hline \end{array}$        $\begin{array}{r} 7 \\ - 2 \\ \hline \end{array}$        $\begin{array}{r} 3 \\ - 2 \\ \hline \end{array}$

5.  $\begin{array}{r} 8 \\ - 2 \\ \hline \end{array}$        $\begin{array}{r} 3 \\ - 1 \\ \hline \end{array}$        $\begin{array}{r} 6 \\ - 4 \\ \hline \end{array}$        $\begin{array}{r} 2 \\ - 1 \\ \hline \end{array}$        $\begin{array}{r} 7 \\ - 1 \\ \hline \end{array}$


6.  $\begin{array}{r} 3 \\ - 2 \\ \hline \end{array}$        $\begin{array}{r} 8 \\ - 4 \\ \hline \end{array}$        $\begin{array}{r} 6 \\ - 3 \\ \hline \end{array}$        $\begin{array}{r} 7 \\ - 4 \\ \hline \end{array}$        $\begin{array}{r} 5 \\ - 3 \\ \hline \end{array}$

## Problem Solving


Draw a picture to compare.  
Then write the subtraction sentence.

7. Niko has 3 brothers and 1 sister.  
How many more brothers than  
sisters does Niko have?

$\underline{\quad} - \underline{\quad} = \underline{\quad}$   
more brothers



Harriet Riene School Building



**Math**

# **Word Problems**



## Math Word Problems

### Helpful Strategies:

When you are solving math word problems, circle important information, underline the question, and box any clue words that will help you make a plan.

For example:

Melissa had 22 stones. Her mother gave her 30 more stones.

How many did she have altogether?

A. 25 B. 32 C. 52

Plan: 30

+22

52 stones

### Clue Words for Addition Word Problems:

altogether    sum    in all    together

add    total    plus    both

### Clue Words for Subtraction Word Problems:

Subtract    difference    take away    less than

Have left    how much more    fewer    change (money problems)

## Basic Addition Word Problems

### One-Digit Addends

Name: \_\_\_\_\_ Date: \_\_\_\_\_

- (1) 7 frogs were swimming in a pond. Another 4 frogs jumped in. How many frogs are in the pond now?

Answer: \_\_\_\_\_ frogs

- (2) Leslie found 8 seashells on the beach. Her sister found 5 seashells. How many did they find in total?

Answer: \_\_\_\_\_ seashells

- (3) 9 bags of bird seed are in the storage room. 8 more bags will be delivered today. How many bags of bird seed will there be after the delivery?

Answer: \_\_\_\_\_ bags

- (4) Nicholas was testing cellphone batteries. One battery lasted 6 hours, while the other lasted for 4 hours. How long did the two batteries last combined?

Answer: \_\_\_\_\_ hours

- (5) There are 7 birds in a tall tree. 6 more birds are sitting on the roof of a house. How many birds are there in all?

Answer: \_\_\_\_\_ birds

- (6) There are 9 people sunbathing on the beach. There are another 6 people swimming in the water. How many people are there in all?

Answer: \_\_\_\_\_ people

## Basic Addition & Subtraction Word Problems

### One-Digit Numbers

Name: \_\_\_\_\_ Date: \_\_\_\_\_

- (1) William made 12 cupcakes. If he already gave 4 to his friends, how many does he have left?

Answer: \_\_\_\_\_ cupcakes

- (2) Travis's farm grew 9 watermelons last year. His farm grew 7 this year. How many watermelons did he grow in both years?

Answer: \_\_\_\_\_ watermelons

- (3) There are 14 flowers blooming in the garden. Thomas will use 6 of them to make a bouquet. How many will be left?

Answer: \_\_\_\_\_ flowers

- (4) There are 14 pencils in a desk. One drawer has 6 pencils in it. How many pencils are in the other drawer?

Answer: \_\_\_\_\_ pencils

- (5) There are 8 trees in the park. Park workers will plant 4 more today. How many trees will the park have then?

Answer: \_\_\_\_\_ trees

- (6) A little boy has 13 balloons. He will give 4 of the balloons to his sister. How many balloons will he have left?

Answer: \_\_\_\_\_ balloons

- (7) Sean caught 8 fish in the lake this morning. He caught 4 more fish this afternoon. How many fish did he catch in all today?

Answer: \_\_\_\_\_ fish

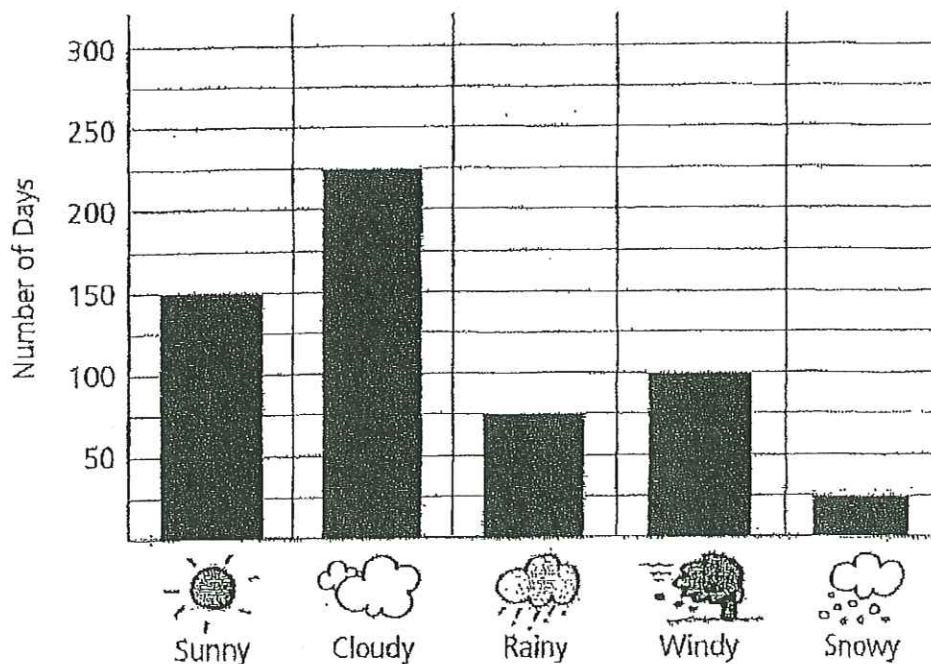
- (8) There are 15 birds sitting in a pair of trees. One tree has 6 birds in it. How many birds are in the other tree?

Answer: \_\_\_\_\_ birds


# What Was the Weather?

The bar graph shows the weather from last year. Use the graph and subtraction to answer the questions. You may need to regroup. Show your work.

WEATHER REPORT



1. How many more cloudy days were there than sunny days?
2. How many cloudy days were not rainy?
3. There are 365 days in a year. How many days last year weren't snowy?



**Math**

# **Money**



Penny, penny, easily spent,  
copper brown & worth 1 cent.



Nickel, nickel, thick & fat,  
You're worth 5 cents, I know that.



Dime, dime, little & thin,  
I remember, you're worth 10.



Quarter, quarter, big & bold,  
You're worth 25. I am told.




A penny's worth 1.  
A nickel's worth 5.  
A dime's worth 10  
and a quarter 25.  
Hey, Honey Bunny, I know my money money!


# Counting Pennies


Count the money. Write the amount.


①  \_\_\_\_\_ ¢


②  \_\_\_\_\_ ¢


③  \_\_\_\_\_ ¢


④  \_\_\_\_\_ ¢


⑤  \_\_\_\_\_ ¢


⑥  \_\_\_\_\_ ¢

⑦  \_\_\_\_\_ ¢

⑧  \_\_\_\_\_ ¢

⑨  \_\_\_\_\_ ¢

⑩  \_\_\_\_\_ ¢

⑪  \_\_\_\_\_ ¢

# Counting Nickels


Count the money. Write the amount.



\_\_\_\_\_ ¢



\_\_\_\_\_ ¢




\_\_\_\_\_ ¢




\_\_\_\_\_ ¢




\_\_\_\_\_ ¢



\_\_\_\_\_ ¢



\_\_\_\_\_ ¢




\_\_\_\_\_ ¢



\_\_\_\_\_ ¢



\_\_\_\_\_ ¢



\_\_\_\_\_ ¢

# Counting Dimes

Count the money. Write the amount.

23



\_\_\_\_\_ ¢

24




\_\_\_\_\_ ¢

25



\_\_\_\_\_ ¢

26



\_\_\_\_\_ ¢

27



\_\_\_\_\_ ¢

28



\_\_\_\_\_ ¢

29



\_\_\_\_\_ ¢

30




\_\_\_\_\_ ¢

31




\_\_\_\_\_ ¢

32



\_\_\_\_\_ ¢

33




\_\_\_\_\_ ¢

# Counting Quarters

Count the money. Write the amount.

34



\_\_\_\_\_

35



\_\_\_\_\_

36



\_\_\_\_\_

37



\_\_\_\_\_

38



\_\_\_\_\_

39



\_\_\_\_\_

40



\_\_\_\_\_

41



\_\_\_\_\_

42



\_\_\_\_\_

43



\_\_\_\_\_

44



\_\_\_\_\_

## Adding Money: Penny, Nickel, Dime

Directions: Count the money and write the total amount.



Penny = 1 cent



Nickel = 5 cents



Dime = 10 cents

45



\_\_\_\_\_ Cents

46



\_\_\_\_\_ Cents

47



\_\_\_\_\_ Cents

48



\_\_\_\_\_ Cents

49



\_\_\_\_\_ Cents

50



\_\_\_\_\_ Cents

51



\_\_\_\_\_ Cents

## Money: Penny, Nickel, Dime, Quarter

Directions: Count the money and write the total amount.

52



\_\_\_\_\_ Cents

53



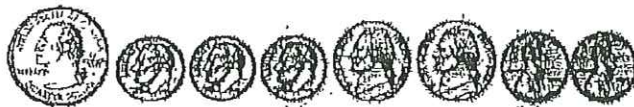
\_\_\_\_\_ Cents

54



\_\_\_\_\_ Cents

55



\_\_\_\_\_ Cents

56



\_\_\_\_\_ Cents

57



\_\_\_\_\_ Cents

58



\_\_\_\_\_ Cents



1 Penny = 1¢



1 Dime = 10¢



1 Nickel = 5¢



1 Quarter = 25¢

Count the pennies by ones.

59



Total:

60

Count the nickels by fives.



Total:

61

Count the dimes by tens.



Total:


62

Count the quarters by twenty-fives.



Total:

Write the total amount of each set of coins.



Write the total amount of each set of coins.



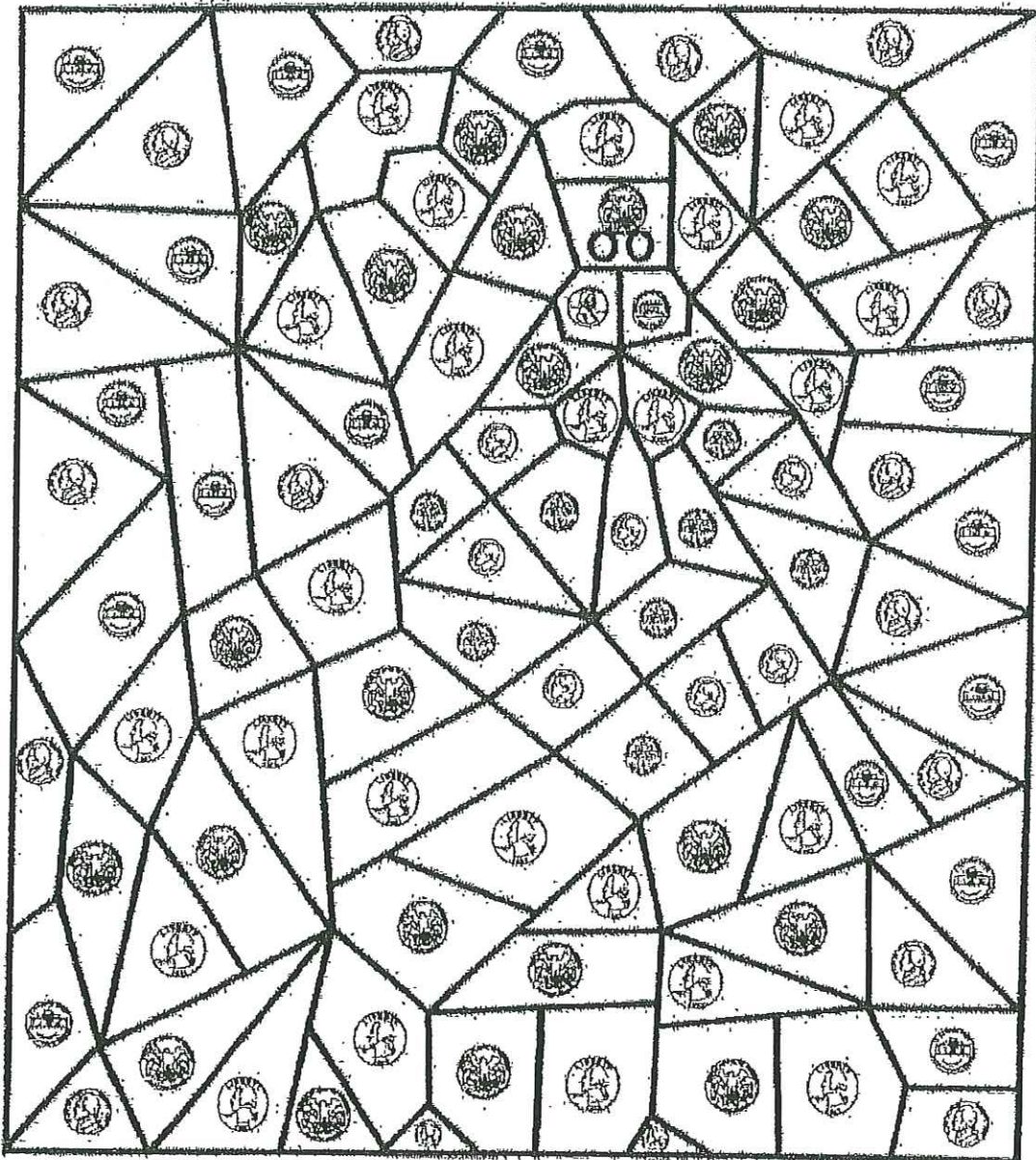
## Color by Code

brown = quarters

red = dimes

pink = nickels

black = pennies





McKenzie School

Carlton Avenue

East Rutherford, New Jersey 07073

Phone: 201-531-1233

Fax: 201-531-1491

Brian E. Barrow  
Principal

### Parent/Guardian Reading Verification Form

Reading Incentive Programs are fully supported by the United States Department of Education and educational organizations around the country.

Please list below the titles and authors of the books read, name of the student and parent/guardian's signature of verification. Visit our school website for this form and additional summer learning resources/activities. Please complete and then submit this form on the first day of school to your teacher.

Title of Book

Author

|       |       |
|-------|-------|
| _____ | _____ |
| _____ | _____ |
| _____ | _____ |
| _____ | _____ |
| _____ | _____ |
| _____ | _____ |

Name of Student

Signature of Parent/Guardian

If more space is needed, please continue on the other side. Please read with your child every day.